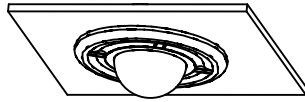
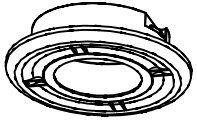


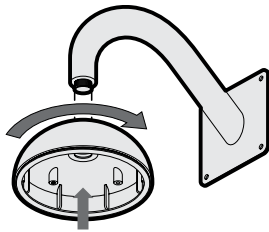
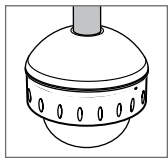
We offer a variety of accessories for the MD4 mini domes to facilitate the installation in all types of environments.



**MD4-RMKI**

### Features

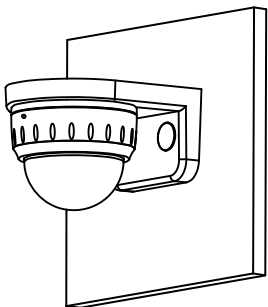
- Recess mount accessory
- Lightweight polycarbonate construction
- Dimensions: 7.95" (201.93mm) diameter cover ring



**BKPCWM / MD4-PCI**

### Features

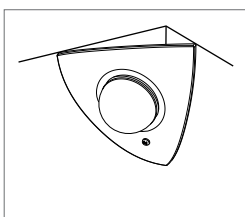
- Wall mount accessories
- 3/4" NPT threads
- BKPCWM: Lightweight metal construction wall mount arm
- MD4-PC: Lightweight polycarbonate construction cap
- Dimensions: 1.76" H (44.70mm) 4.96" W (126mm)



**MD4-WMI**

### Features

- Wall mount accessory
- 3/4" NPT threads
- Lightweight polycarbonate construction
- Dimensions: 6.63" W (168.43mm) 3.44" H (87.50mm)



**MD4-CMI**

### Features

- Corner mount accessory
- Lightweight polycarbonate construction
- Dimensions: 10.02" (254.51mm)