

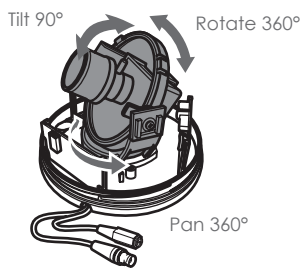
The MD4 series mini domes are the industry leader in terms of colour camera performance, ease of installation, configuration choices and mounting options. Featuring the latest in CCD and DSP technology, offering exceptional low light performance, accurate colour reproduction and 540 TVL of resolution. This is matched with a high quality 2.9~10mm Auto Iris lens, offering a range of focal lengths to suit the vast majority of applications. The AC/DC Universal Switching Power Supply provides a choice of power options for the installer and the built-in UTP permits to transmit video signals over twisted pair cables. The MD4 series has been designed for fast and efficient installation featuring load-able screws for quick and easy surface wall mount, or ceiling installation using the optional quick ceiling install kit. The mini domes are ideally suited for all applications where enhanced resolution and sensitivity are required, such as shopping centres, car parks, schools and airports.



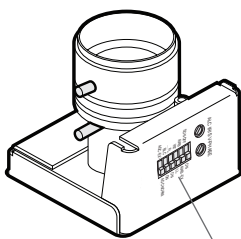
MD4DP22H29V10IUTP
MD4DP22H29V10IU2

Features

- Ivory polycarbonate housing and clear bubble
- High resolution colour Sony CCD
- Day Mode: 540 TVL, Night Mode: 570 TVL
- 0.65 Lux @ F1.2
- User configurable LL, BLC, AGC, AWB, Flickerless, SDN (software day/night)
- Dual 12VDC/24VAC auto sensing power
- 2.9~10mm lens
- Optional Quick Install Pipe
- Service jack
- MD4DP22H29V10IUTP: built-in UTP with screw terminal block
- MD4DP22H29V10IU2: built-in UTP with RJ45 connector



3-Axis Gimbal Chassis



DIP switch adjustments

General Specifications

Image Size	Sony 1/3 Format Interline CCD Sensor
Pixel Element	752 (H) × 582 (V) approx. 430K pixels
Scanning Frequency	PAL 2 : 1 Interlace / H : 15625Hz , V : 50.0Hz
Operation Temperature	-10°C ~ +50°C
Storage Temperature	-20°C ~ +65°C
Power Source	AC power supply 19.0VAC ~ 28.0VAC DC power supply 10.0VDC ~ 30VDC
Power Consumption	4.2W Max
Lens Type	Varifocal
Focal Length	2.9mm to 10mm, F1.2 Lens
Mount	Direct Mount
External Dimensions	Ø120X100(H) mm
Weight	330g

Functional Specifications

Exposure Control	DC Auto IRIS Drive
Auto IRIS Control	DC Drive
Video IRIS Output	1.0Vpp (100IRE Video Output)
BLC	Centre Area for Auto IRIS
White Balance	Auto White Balance
AWB Range	AWB: 2700K ~ 11000K AWB-EX: 2000K ~ 18000K
Day & Night	Software Day/Night Feature
AGC Boost	Enhanced AGC Gain to Max. 30dB
SYNC System	INT / Line Lock
Line Lock	Phase Adjust Range 0° ~ 270° Frequency Range 50Hz +/- 1Hz

Video Specifications

Resolution	Day Mode: 540 TVL Night Mode: 570 TVL
Minimum Illumination	0.65 Lux @ F=1.2 (50IRE Video Output)
Video Output	1.0Vpp 75Ohm BNC unbalanced
S/N Ratio	50dB
AGC Ex Gain	30dB
AGC Preset Gain	26dB
H Aperture	10 IRE (r 0.45 100IRE Video Output)
V Aperture	10 IRE (r 0.45 100IRE Video Output)
Gamma Compensation	0.45

Function Control

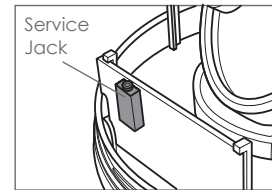
Exposure Control	DC Drive with variable-Resistor
Software Day/Night	OFF / ON
Back Light Compensation	OFF / ON
AGC Selectable	AGC-EX / AGC Norm
SYNC System	INT / LL
Flicker-less	OFF / ON
Auto White Balance	AWB / AWB-EX
Line Lock Vertical Phase	Var.-Resistor on Side Panel
DC IRIS Level Control	Var.-Resistor on Side Panel

Lens Specifications - 2.9~10mm

Type of Focal	Varifocal, 2.9~10mm
Type of Iris	DC Drive Auto-Iris
Iris Range	F1.2 ~ 360
Field of View	Diagonal: 125°~36° Horizontal: 94.6°~28.8° Vertical: 68.4°~21.6°
Minimum Object Distance	0.15m
Lens Type	Aspherical

Service Cable SVC-CABLE (Optional)

Service lead for easy configuration and focusing of the camera when installed.
Installer-friendly.
Length: 3 ft (92cm).



Quick Install Kit MD-QIP (Optional)

Installer friendly.
Universal ceiling/wall mount.
Reduces installation time to a minimum.

