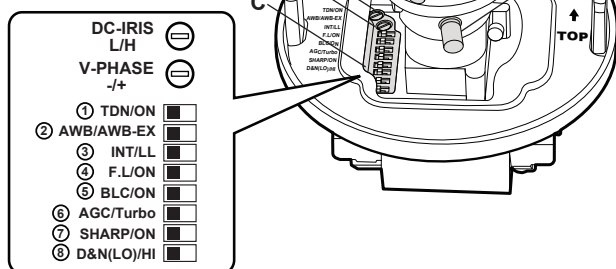


Camera adjustments

- A : Focus adjuster
- B : Field of view adjuster
- C : DIP switches
- D : DC-IRIS adjustment
- E : V-PHASE adjustment



DIP switch settings

The bank of DIP switches allows the following settings to be made:

TDN mode

When this switch is set to "ON" the camera will produce Color images under normal lighting conditions. In reduced lighting the camera will switch to Monochrome mode.

	FUNCTION	OFF <input type="checkbox"/>	<input type="checkbox"/> ON
①	TDN	OFF	ON
②	AWB	NORMAL	EX
③	SYNC	INT	LL
④	Flickerless	OFF	ON
⑤	BLC	OFF	ON
⑥	AGC	NORMAL	TURBO
⑦	SHARP	NORMAL	ON
⑧	D&N	LOW	HIGH

Auto White Balance

AWB: The camera operates in the normal Auto White Balance range 2700K~11000K.
AWB EX: The camera operates in the extended Auto White Balance range 2000K~18000K.

SYNC

In LL mode the V-Phase may be adjusted to compensate for connected supply phase differences. Only applicable for 24VAC supply - otherwise the camera operates with INT(internal) sync.

Flickerless mode

When this switch is set to "ON", the camera reduces flicker in the image under fluorescent lighting.

Back Light Compensation

When this switch is "ON", this option improves the camera's response to strong, unwanted lighting effects behind the required subject.

AGC mode

Setting to "TURBO" will automatically increase the sensitivity in low light. Selecting "NORMAL" will remove noise from the image, but it will also limit the camera's sensitivity.

SHARP

When this switch is set to "ON" the camera enhances the sharpness of the image.

Day & Night (D&N)

The D&N mode can be activated only when TDN is set to "ON". When set "HI", the camera will switch to Night (Monochrome) mode at a lower light level.

Focus & field of view adjustment

Turn the levers on the side of the varifocal camera to adjust the focus and field of view settings.

TIP: If necessary, perform the final focus through the dome cover, holding it to the lens reversed to confirm the final results.

Vertical phase adjustment

Use this adjustment when using an AC supply to align the camera phase with that of the supply. Sync must be switched to "LL".

DC-IRIS adjustment

This is factory set and should not normally require adjustment except to compensate for excessive image blooming.

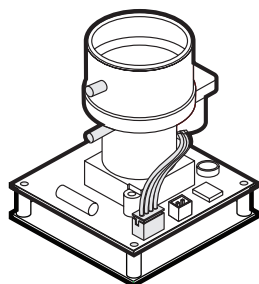
General Specifications

Type / Format	NTSC	PAL
Scanning Element	2:1 Interlace, H15.750KHz / V :59.94Hz	2:1 Interlace, H15.625KHz / V :50Hz
Image Picture Element	1/3" Interline Hi-Res Colour Sensor	
Effective Picture Element	768(H) x 494(V)	752(H) x 582(V)
Approximate pixels	380K	430K
Resolution (TV lines)	540 (normal) / 570 TVL (mono, with IRC filter removed)	
Minimum Illumination	Day: 0.65 Lux @ F1.2 (AGC Boost), Night: 0.25 Lux @ F1.2	
S/N Ratio	50dB	
AGC.EX Gain	30dB	
AGC Preset Gain	26dB	
Back Light Compensation	Central Area for Auto IRIS Lens	
Exposure Control	DC Type Auto IRIS Control	
Sync System	Internal/Line lock	
Line Lock (Phase Adj. Range)	0°~270°	
Line Lock (Frequency Range)	60Hz ±1Hz	50Hz ±1Hz
Gamma Compensation	0.45	
Video Output	1.0Vpp, 75 ohm Unbalanced	
White Balance	Automatic White Balance	
AWB Normal Range	2700°K ~ 11000°K	
AWB.EX Range	2000°K ~ 18000°K	
Power Range	AC: 24VAC ±20% or DC: 12VDC -10% +20%	
Power Consumption	4.2W (Max)	
Operating Temperature	-10°C ~ +50°C	
Storage Temperature	-20°C ~ +60°C	

Lens Specifications

Focal Length	2.5~6.0mm	2.9~10mm	3.0~9.0mm	3.3~12mm	9~22mm
F.No.	F1.2	F1.2	F1.4	F1.4	F1.4
Iris Range	F1.2~F360	F1.2~F360	F1.2~F360	F1.4~F360	F1.4~F360
Minimum Object Distance	0.5m (19.7")	0.15m (6")	0.5m (19.7")	0.5m (19.7")	1m (39.4")
Diagonal	145.5°~59.1°	125.0°~36.0°	115.4°~39.8°	125.7°~29.9°	41.9°~16.3°
Field Of View Horizontal	111.6°~47.3°	94.6°~28.8°	90.3°~31.9°	89.8°~23.9°	32.1°~13.1°
Vertical	82.2°~35.5°	68.4°~21.6°	66.4°~23.9°	63.6°~17.9°	23.3°~9.8°
Lens Type	Aspherical	Aspherical	Aspherical	Aspherical	Aspherical
IR Corrective Coating	Yes	Yes	Yes	Yes	Yes

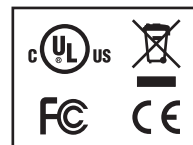
Indoor/Outdoor
Vandal Proof Dome Camera



True Day/Night
High Resolution
540TVL

Regulatory Compliance

Emissions	FCC part 15 Class B CE: EN55011 ICES-003 EN55022 CISPR 11 CISPR22 ANSI C63.4
Immunity	CE: EN50130-4



FCC COMPLIANCE: This equipment has been tested and found to comply with the limits for a Class B digital device, pursuant to Part 15 of the FCC Rules. These limits are designed to provide reasonable protection against harmful interference in a residential installation. This equipment generates uses and can radiate radio frequency energy and, if not installed and used in accordance with the instructions, may cause harmful interference to radio communications. However, there is no guarantee that interference will not occur in a particular installation. If this equipment does cause harmful interference to radio or television reception, which can be determined by turning the equipment off and on, the user is encouraged to try to correct the interference by one or more of the following measures:

- Reorient or relocate the receiving antenna.
- Increase the separation between the equipment and receiver.
- Connect the equipment into an outlet on a circuit different from that to which the receiver is connected.
- Consult the dealer or an experienced Radio/TV technician for help.

CISPR 22 WARNING: This is a Class B product. In a domestic environment this product may cause radio interference in which case the user may be required to take adequate measures.

POWER SUPPLY REQUIREMENTS:

For use with listed Audio/Video product and only connected to 15W or less power supply.
*Power supply should be a NEC Class 2 / LPS Supply.

EQUIPMENT MODIFICATION CAUTION:

Equipment changes or modifications not expressly approved by seller. The party responsible for FCC compliance could void the user's authority to operate the equipment and could create a hazardous condition.

This class B digital apparatus complies with Canadian ICES-003.
Cet appareil numérique de la classe B est conforme à la norme NMB-003 du Canada.

Please visit our website for more information:
www.devieurope.com